



23.1 Release Notes

For General Enhancements

Version: 1.0

Table of Contents

Welcome	1
General Enhancements	3
User Interface - Primary Navigation Tab Enhancement	3
Addition of a Reference Code to Approval Menus	4
Buyer Management - Data Harmonization	7
User Management - Time Zones Enhancements	8
JAGGAER Compose - Enhancements	10
Ability to Prevent Uploading External Files for Datamart Reports	11
Expanded RFQ Statuses for Push Service API	13
KPI Creation with Administrative Permission	14
Supplier Onboarding - Improved Registration User Interface	17

23.1 Release Notes Revision History

Version	Date	Description
1.0	February 20, 2023	Initial Version

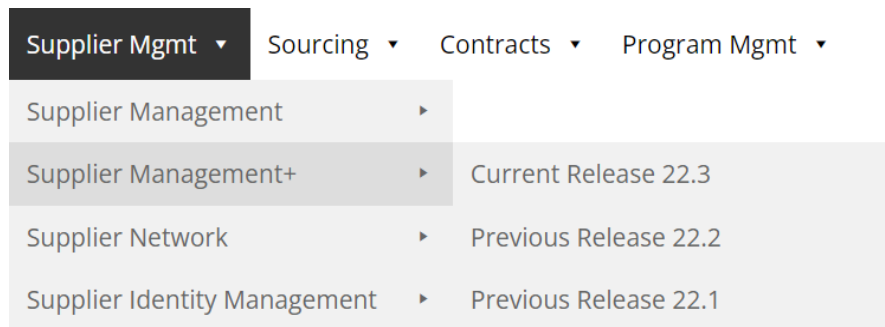
Welcome

The 23.1 **JAGGAER ONE Product Release** will be available in the production environment starting March 20, 2023. The purpose of Release Notes is to prepare administrators for the upcoming release from an application standpoint.

This document provides **general release notes** related to basics and administration for the following JAGGAER ONE solutions:

- Analytics
- Category Management
- Contracts
- Program Management
- Savings Management+
- Sourcing+
- Spend Analytics+
- Supplier Management+

Important! Solution-specific Release Notes are available on the release page for each solution on the Product Release Library. The image below is an example of how to access a specific page for a solution.



Please see the main 23.1 page on the Product Release Library to access the Feature Snapshot.

<https://library.jaggaer.com>

Login Required for Product Release Library: Please see the Home page of the Online Searchable help for credentials.

This document will help you:

- Understand the impacts of new features on your end-users, approvers, administrators, and other individuals using the system.
- Understand any changes required on your part to enable a feature of the system.
- Provide a starting point of “where to go” to learn more about the features and functionality discussed in this document.

General Enhancements

This section focuses on updates that affect the JAGGAER ONE solution.

User Interface - Primary Navigation Tab Enhancement

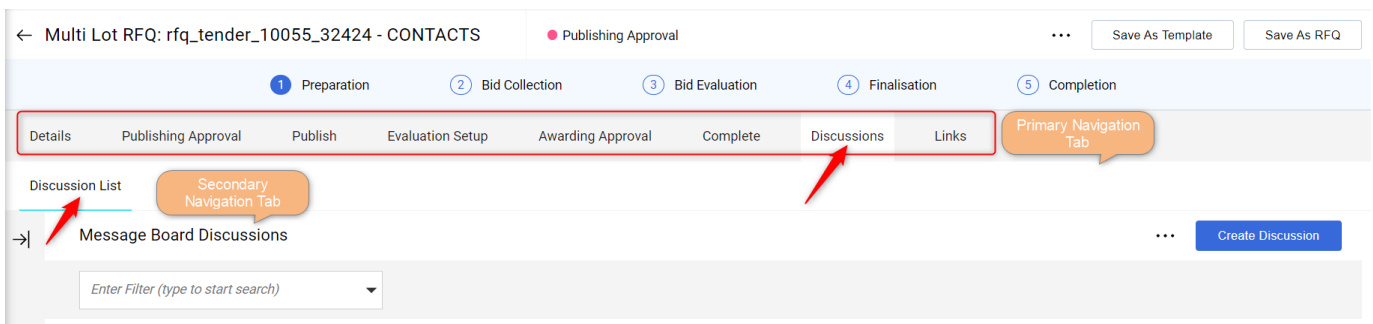
Previously, when buyer users navigate to the objects (i.e. RFQ) and there were entries in the "**Primary Navigation Tab**" (i.e. Discussions) with only one entry in the "**Secondary Navigation Tab**" (i.e. Discussions List), the system did not redirect the user to that area and users had to click on that single entry to be redirected to the required area (i.e. RFQ > Discussions > Discussions List). With the 23.1 release, when buyers click the "**Primary Navigation Tab**" with one entry associated, the application will automatically redirect user to the page associated to the single entry available in the "**Second Navigation Tab**".

Customer Impact

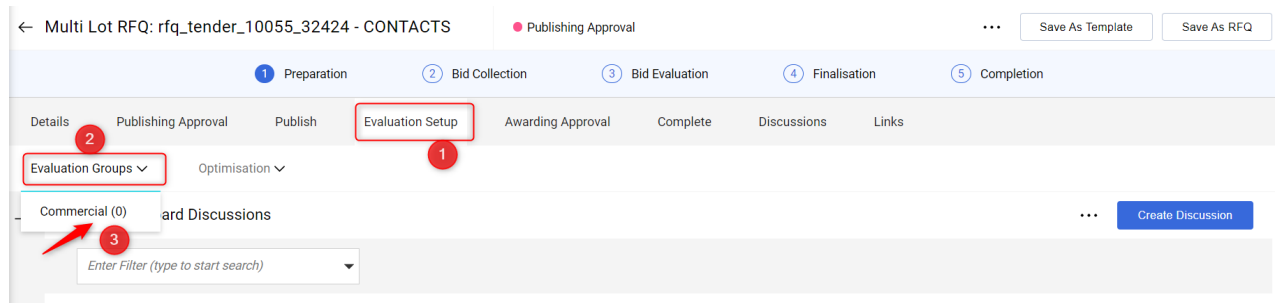
- Related Solutions: All Solutions
- Feature Activation: This feature is **ON** by default.
- New User Rights related to this feature: None
- New Notifications related to this feature: None

User Impact

- Buyer users clicking the **Primary Navigation** tab with a single entry associated in the **Second Navigation** Tab (i.e. RFQ > Discussions > Discussion list) will be redirected to the associated page automatically without the need to click on the single entry.



- If there are multiple entries available under the **Second Navigation Tab** (i.e. RFQ > Evaluation Setup > Evaluation Groups > Commercial), the behavior remains unchanged and buyer users must click on the entry to be redirected to the associated page:



Administrator Impact

This feature does not impact administrators.

Third-Party Integration Impact

This feature does not impact any third-party integrations.

Supplier Impact

This feature does not impact suppliers.

Addition of a Reference Code to Approval Menus

Before 23.1, reference codes were not displayed in the *Mass Approval* menu. When an approver has multiple objects to approve, it is difficult to identify a particular object without this code. In 23.1, a **Reference Code** column has been added to the *Mass Approval* menu and the *My Approvals* view. It is also available in a substitute approver's approvals list.

This column is also applicable to the following types of objects:

- Auctions
- Assessments
- Category Strategies
- Contracts
- Contract Clauses
- Saving Initiatives
- RFx

Note: When a reference code is not applicable to an object type, the associated project code is displayed instead.

Customer Impact

- Related Solutions: All Solutions
- Feature Activation: This feature is **ON** by default.
- New User Rights related to this feature: None
- New Notifications related to this feature: None

User Impact

- When approvers land on the *My Approvals* or *Mass Approval* pages, a new **Code** column has been added between the **Type** and **Title** columns.

My Approvals

My Approval Requests Approver Substitutions Overall Running Approvals

--- Enter Filter (type to start search)

> Filter Details

Showing Result 1 - 10 of 12 Show: 10

	TYPE	CODE	TITLE	DETAILS ↑
1	Single Lot Auction	dn_001970courma_36003-18	blabla	Auction Publishing: Approvazione di test per Andrea, 100,000 Euro
2	Single Lot Auction	dn_001970courma_36003-18	blabla	Auction Publishing: Approvazione di test per Andrea, 100,000 Euro

- This column also appears on the approval page that appears after a user selects a substitute approver and clicks **Go to User Approvals** on the *Overall Running Approvals* page.

User Selected: Liz Buyer User

Showing Result 1 - 2 of 2 Show: 10

	<input type="checkbox"/>	TYPE	CODE	TITLE	DETAILS
1	<input type="checkbox"/>	Task Approval	tender_11580	Phase 2 - 2nd child in cond. P2	Task Approval: Liz Conditionals Test - Phase 2 - 2nd child in cond. P2
2	<input type="checkbox"/>	Task Approval	tender_11519	Phase 1 Task 2	Task Approval: 22_04_2010 Liz / User List - Phase 1 Task 2

- This column applies to the following object types:
 - Auctions
 - Assessments
 - Category Strategies

- Contracts
 - Contract Clauses
 - Saving Initiatives
 - RFx
- If an object has a reference code, this code appears in the **Code** column. If an object does not have a reference code, its associated project code is displayed instead.
 - Clicking an object's reference code on the *My Approvals* or *Mass Approval* pages redirects users to the associated object.

Administrator Impact

This feature does not impact administrators.

Third-Party Integration Impact

This feature does not impact integration.

Supplier Impact

This feature does not impact suppliers.

Buyer Management - Data Harmonization

With the 23.1 release, the lengths and behavior of some fields associated to a buyer user's profile are standardized across JAGGAER ONE. The following fields are enhanced this release:

- **Username** - 50 Characters extended to 100.
- **Division** - 80 Characters extended to 100.

Customer Impact

- Related Solutions: All Solutions
- Feature Activation: This feature is **ON** by default.
- New User Rights related to this feature: None
- New Notifications related to this feature: None

User Impact

- Buyer users will benefit from this enhancement as the buyer's profile is standardized across JAGGAER ONE.

Administrator Impact

This feature does not impact administrators.

Third-Party Integration Impact

This feature does not impact any third-party integrations.

Supplier Impact

- The supplier user **Division** character length is extended from 80 to 100.

User Management - Time Zones Enhancements

With the 23.1 release, the following enhancements are made to **Time Zones** in various areas of the application:




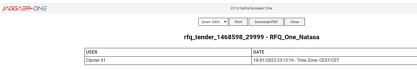


- The list of **Time Zones** in the user's profile is extended from 85 to 579. Users can now select the most precise **Time Zone**.
- Users can now find the required **Time Zones** from the new **Search As You Type (SAYT)** functionality.
- The **Time Zones** title/description is slightly modified without impacting the user's existing selection.

Customer Impact

- Related Solutions: All Solutions
- Feature Activation: This feature is **ON** by default.
- New User Rights related to this feature: None
- New Notifications related to this feature: None

User Impact

- Buyers can see additional **Time Zones** available in their profile.
- They can search for Time Zones from the **Search As You Type (SAYT)** function instead of finding the required option from the drop-down field.
- The **Time Zones** description is updated. Previously for example, the “Europe/Brussels” time zone was shown with the description “(GMT + 1:00) CET (Central Europe Time), Brussels, Budapest, Copenhagen, Madrid, Paris, Rome”. The new time zone description is now displayed as “**CEST/CET - Central European Time (Europe/Brussels)**” and divided more precisely as follows:
 - Europe/Brussels
 - Europe/Budapest
 - Europe/Copenhagen
 - Europe/Madrid
 - Europe/Paris
 - Europe/Rome

Description Type	22.3 (Previous)	23.1 (Current)
NAME	(GMT + 1:00) CET(Central Europe Time), Brussels, Budapest, Copenhagen, Madrid, Paris, Rome 	CEST/CET - Central European Time (Europe/Brussels) 
SHORT_NAME	GMT + 1:00 	CEST/CET 
DISPLAY_NAME	CET - Central Europe Time 	Central European Time 

Administrator Impact

This feature does not impact administrators.

Third-Party Integration Impact

This feature does not impact any third-party integrations.

Supplier Impact

- The same feature is available for supplier users as mentioned above.

JAGGAER Compose - Enhancements

JAGGAER Compose was introduced in the previous release, enabling JAGGAER internal users and partners to extend JAGGAER standard capabilities more efficiently across all core applications and individual modules to meet the requirements of customers who have unique workflows and cross-portfolio requirements. Once a process is configured and assigned to a customer, the customer user can choose to execute the process within the appropriate area of the solution.

JAGGAER Compose is a tool for business process definition, process template and process life cycle management including a framework to extend workflows, forms, and integrations that allows for:

1. **Process Modeling** - Processes are configured by the JAGGAER Professional Services team.
2. **Deploy** - The JAGGAER Global Provisioning team ensures processes are deployed to the appropriate customer instance.
3. **Execution** - The Buyer user has the ability to execute the process from within the appropriate area of the solution.

Note: The **JAGGAER Compose** feature is currently available for the Europe and US regions ONLY.

With this release, additional services are available for JAGGAER internal users to configure per customer process requirements.

Customer Impact

- Related Solutions: All Solutions
- Feature Activation: This feature is **OFF** by default and must be enabled by JAGGAER.
- New User Rights related to this feature: None
- New Notifications related to this feature: None

User Impact

- Users will see no changes from the previous release, other than additional processes may be available for execution from the **More Actions** dropdown.
- Additional services available for JAGGAER configuration include:
 - Retrieve contract templates and contract signers from Contracts+.
 - Retrieve Direct Sourcing RFQ and Direct PO information.
 - Retrieve Sourcing+ project details and RFX template details.
- Also, JAGGAER users can utilize an integration with Google Sheets in forms configuration.

Administrator Impact

This feature does not impact administrators.

Third-Party Integration Impact

This feature does not impact any third-party integrations.

Supplier Impact

This feature does not impact suppliers.

Ability to Prevent Uploading External Files for Datamart Reports

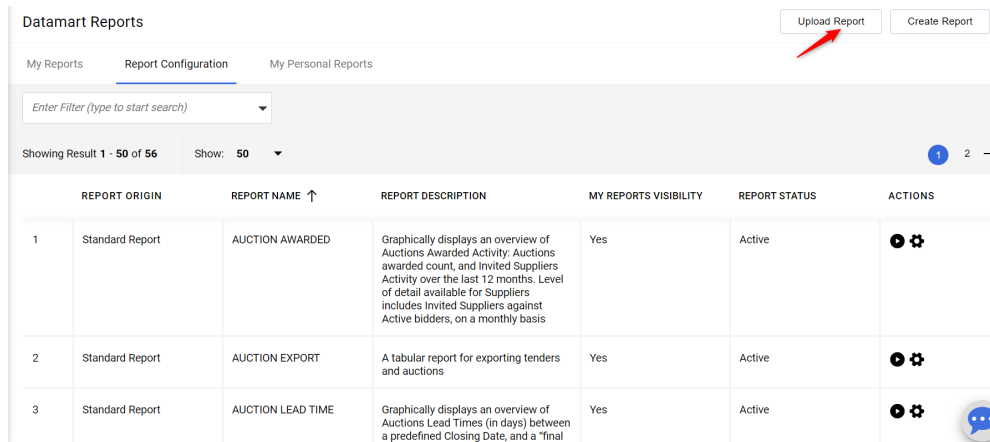
With the 23.1 release, JAGGAER has introduced an option to prevent customers from generating a Datamart report from an uploaded file (both in "**My Personal Report**" and in "**Report Configuration**" areas) to avoid uploading wrongly coded/designed reports to the application.

Customer Impact

- Related Solutions: All Solutions (Datamart)
- Feature Activation: This feature is **OFF** by default and must be enabled by JAGGAER.
- New User Rights related to this feature: None
- New Notifications related to this feature: None

User Impact

- If configured for the buyer organization, buyer users will see the changes as follows:
 - **Report Configuration:** The "Upload Report" feature will no longer be available for any users.



Datamart Reports

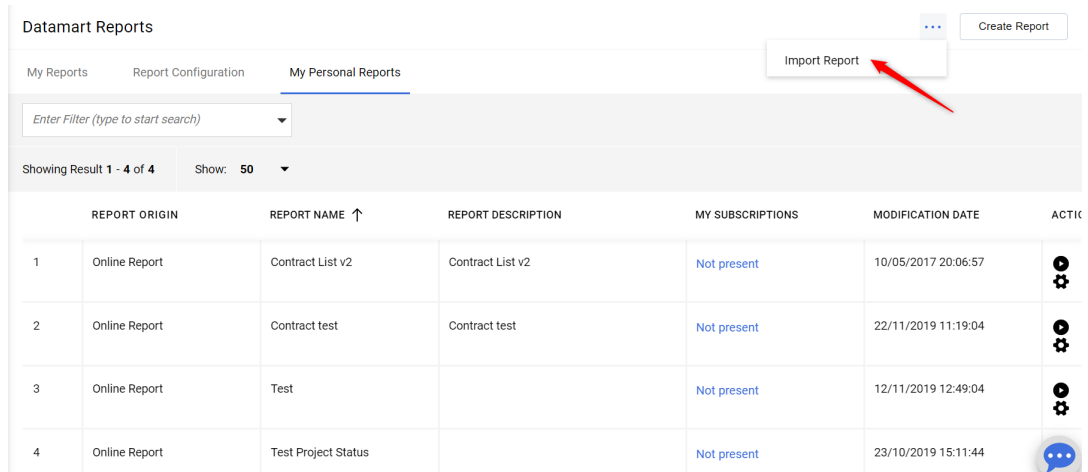
My Reports **Report Configuration** My Personal Reports

Enter Filter (type to start search)

Showing Result 1 - 50 of 56 Show: 50

	REPORT ORIGIN	REPORT NAME ↑	REPORT DESCRIPTION	MY REPORTS VISIBILITY	REPORT STATUS	ACTIONS
1	Standard Report	AUCTION AWARDED	Graphically displays an overview of Auctions Awarded Activity: Auctions awarded count, and Invited Suppliers Activity over the last 12 months. Level of detail available for Suppliers includes invited Suppliers against Active bidders, on a monthly basis	Yes	Active	ⓘ ⚙
2	Standard Report	AUCTION EXPORT	A tabular report for exporting tenders and auctions	Yes	Active	ⓘ ⚙
3	Standard Report	AUCTION LEAD TIME	Graphically displays an overview of Auctions Lead Times (in days) between a predefined Closing Date, and a "final	Yes	Active	ⓘ ⚙ 🗨

- **My Personal Report:** The "Import Report" feature located under the "..." menu will no longer be available for any users.



Administrator Impact

This feature does not impact administrators.

Third-Party Integration Impact

This feature does not impact any third-party integrations.

Supplier Impact

This feature does not impact suppliers.

Expanded RFQ Statuses for Push Service API

Push Service is a mechanism that allows customers to receive notifications and data from J1P to a customer's application or third-party system when a specific event occurs. **Push service** is based on configurable messages and public APIs to provide an option for customers to independently manage the specific requirements from the JAGGAER platform. Previously, the only supported RFQ status for the **Push Service** API was "Awarded". With the 22.3 release, all RFQ statuses are supported.

Customer Impact

- Related Solutions: All Solutions
- Feature Activation: This feature is **OFF** by default and must be enabled by JAGGAER.
- New User Rights related to this feature: None
- New Notifications related to this feature: None

User Impact

This feature does not impact end users.

Administrator Impact

This feature does not impact administrators.

Third-Party Integration Impact

- If this feature is enabled, JAGGAER will send a system to system POST message to a customer's application or third-party.
- When an **RFQ** status is changed, the data about the RFQ will be sent as configured.
- This feature does not impact any existing third-party integrations.


Supplier Impact

This feature does not impact suppliers.

KPI Creation with Administrative Permission

Previously, system administrators had to create the following KPI configurations in multiple areas from the left-side navigation:

- **Performance Categories** - Administration > Categories > Performance Categories
- **Performance KPI** - Administration > Fields > Performance KPI
- **Performance Grades** - Administration > Grades > Performance Grades
- **Risk Grades** - Administration > Grades > Risk Grades


With the 23.1 release, a new **Scorecard Settings** menu is added under the Administration  navigation menu that allows administrator and buyers with necessary permissions to create Scorecard Configurations in a single/dedicated area.

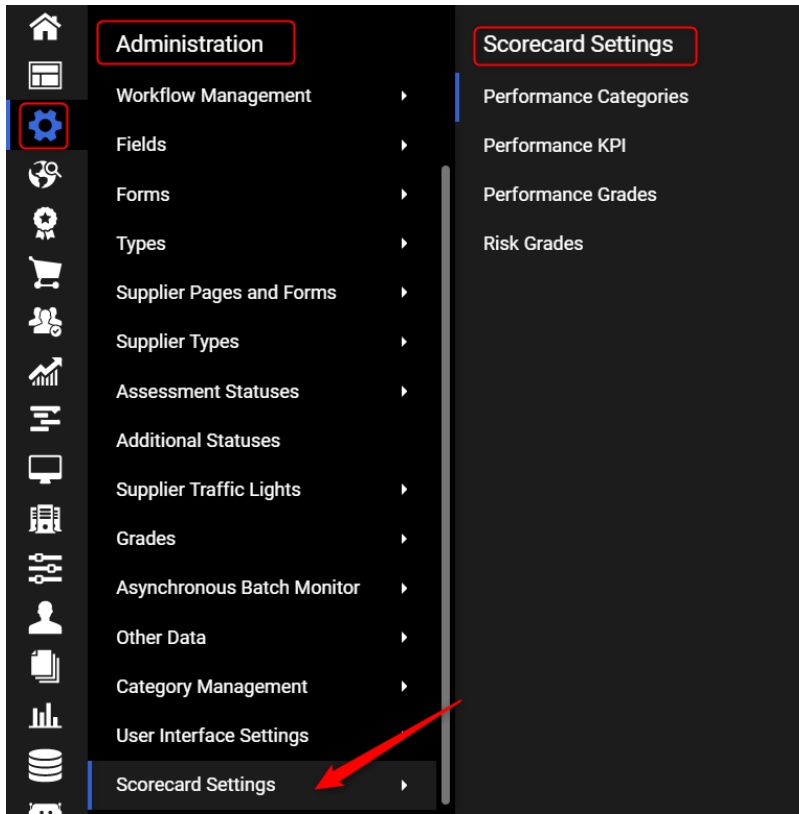
Note: The above-mentioned options are relocated to the **Scorecard Settings** menu and are no longer accessible from the previous navigation menus.

Customer Impact

- Related Solutions: Supplier Management+. **Note:** This feature is included in both the Supplier Management+ and General Release Notes.
- Feature Activation: This feature is **OFF** by default and must be enabled by JAGGAER. Administrator setup is also required. The System Administrator can access this feature by default.
- New User Rights related to this feature: **Yes**
- New Notifications related to this feature: None

User Impact

- If enabled by the buyer organization, buyer users having the following new user rights can create the Scorecard Configurations in a new **Scorecard Settings** navigation menu (**Administration  > Scorecard Settings**) as stated above:
 - **Manage Performance Categories and Performance KPIs**
 - **Manage Performance Grades**



Note: Buyer users with the **Impersonate Administrator Role** can access the **Scorecard Settings** by default.

Administrator Impact

- The System Administrator can now create the following Scorecard Configurations in a new **Scorecard Settings** navigation menu:
 - **Performance Categories**
 - **Performance KPI**
 - **Performance Grades**

- **Risk Grades**
- System Administrator must assign the following new user rights as appropriate:
 - **Manage Performance Categories and Performance KPIs**
 - **Manage Performance Grades**

Note: The process of Scorecard related configurations remains unchanged.

Third-Party Integration Impact

This feature does not impact any third-party integrations.

Supplier Impact

This feature does not impact suppliers.

Supplier Onboarding - Improved Registration User Interface

With the 23.1 release, the "Supplier Registration and Onboarding" User Interface is enhanced to provide suppliers a simpler registration process and easier navigation between forms and sections as follows:

- A **Quick Navigation** menu is added on the left side of the *Supplier Registration* section.
- Ability to select the section to open from the **Quick Navigation** menu.

Note: The user interface is updated both in the **Registration Data** and **Users** tabs.

Customer Impact

- Related Solutions: Supplier Management+. **Note:** This feature is included in both the Supplier Management+ and General Release Notes.
- Feature Activation: This feature is **ON** by default.
- New User Rights related to this feature: None
- New Notifications related to this feature: None

User Impact

- When registering a new supplier, the **Supplier Registration** page now contains two fixed "Sections":
 - **Organization Details**
 - **User Details**
- The supplier's **Registration Data** page and **Users** page are updated to include multiple sections with different fields associated to each section, depending on the buyer organization configuration:

The screenshot shows the 'New Supplier Registration' form. On the left, there is a 'Quick Navigation' panel with a list of sections: 'Company Section 1', 'Company Section 2', 'Company Section 3', 'Company Section 4', and 'User Section 1'. The main form area is divided into sections: 'Company Section 1' (with 'Organisation Name' field), 'Company Section 2', 'Company Section 3', 'Company Section 4' (with 'Postal Code' field), and 'User Section 1' (with 'Primary Email Address', 'Time Zone', 'First Name', and 'Last Name' fields). The form has 'Rns_External_Call', 'Cancel', and 'Save' buttons at the top right.

- **Note:** The **Section** name and associated fields vary depending on the buyer organization configuration.
- Buyer can easily navigate to sections from the **Quick Navigation** panel on the left side. They can also open and close the **Quick Navigation** panel.
- The **Quick Navigation** panel can be opened and closed both in the edit and read-only mode.

Administrator Impact

This feature does not impact administrators.

Third-Party Integration Impact

This feature does not impact any third-party integrations.

Supplier Impact

- The supplier registration and onboarding user interface is improved as follows:
 - A **Quick Navigation** panel is added on the left side with the list of sections and fields.
 - Suppliers can easily navigate to different sections.
 - Suppliers can open and close the **Quick Navigation** panel.
 - The sections and fields displayed during the registration may vary depending on the buyer organization configuration.